

SuccessFactors Recruiting Dashboard:

Your out-of-the-box low-cost package for 10 commonly required analytics visualisations.



Easy to use information at your fingertips.

If you are using SuccessFactors Recruiting Management and it's been implemented properly, you probably love the solution's usability. But, if you are relying on standard and ad-hoc reports only, you miss out on the opportunity to make key data and statistics available at a quick glance.

Getting world class analytics to make the best business decisions and work data driven wherever possible is almost always one of the more important objectives in an HR system implementation. But you don't get to a data-driven style of working, if the data is hidden somewhere in the closet, where recruiters and HR leaders rarely bother to look. What you need is an easy to consume "into your face" visualisation of key data.

Unfortunately, reporting is often pushed back in the heat of a tightly timed system implementation and not picked up after go-live, when it would be the perfect time to build an arsenal of reports and dashboards based on the first experience with the new system.

So, we see many SuccessFactors Recruiting customers working with standard and ad-hoc reports only, but not being 100% happy about that part. We know it's not always easy to find time and budget for a post go-live analytics initiative. And that's where this package comes in.

You can deploy our SuccessFactors Recruiting Dashboard ready to go within minutes and have visualisations for 10 of the most commonly used KPIs and statistics

So, how's that for 3 steps to Dashboard heaven:

- We send you the package file via email and you import it via admin-tools according to an easy to follow guideline in less than 3 minutes
- Make your amendments to date ranges and KPIs according to our quick guide in less than 15 minutes
- Grant users permission to the new dashboard

That's it. These 10 visualisation tiles are now ready to use (see pages 2-5 for screenshots):

- Candidates by city
- Candidates by gender
- Internal vs external candidates
- Candidates per recruiter
- Candidates per requisition
- Candidates by source
- Age of requisition
- Time to fill
- Time to hire
- Successful hires per requisition

And that's only the start

Whilst this is already a great set of data, you don't have to stop there. You can consider it as your starting point and tweak the existing tiles and add new ones as you go along. That could involve further pieces of data, different KPIs, new filters or changing visualisation.

We'll give you a leg up even there. As long as supply lasts, the first 5 hours of consultancy for amending the template are included in the package price.

Availability:

The template is available for all SuccessFactors customers using Recruiting Management. The 5 hours of included consultancy are subject to demand and availability as an introductory offer for end-customers only – not for SAP partners.

Price:

You'll get this ready-to-use dashboard as a file to import plus deployment guide for as little as **GBP 800 + VAT**. The tool can be applied on all systems registered for the same customer with SAP. Service providers who'd like to use the tool with several of their customers, need to pay per customer it's installed, but should get in touch for discounts.

Further amendments of the dashboard beyond the included hours are subject to

our normal rates and availability

(Introduction price subject to change)

Prerequisites:

All you need is SuccessFactors Recruitment Management active in your instance and you need to capture the standard fields used in the dashboard to get the full benefit.

To make use of the 5 hours of extra help included to adapt the template to your requirements, you need to provide us with remote access to your system for a reasonable period of time to be agreed upon.

More about low-cost and great value reporting tools in SuccessFactors

Providing customers with valuable reports and visualisations within SuccessFactors based on low-cost tools is one of our specialities at iProCon. To find out how YouCalc Dashboard 2.0 Builder, BIRT and ORD can make your HR analytics more effective, check out our blog at www.iprocon.com/blog, search for iProCon on Youtube and get in touch

Get in touch:

Email: info@iprocon.com

Phone: +44 7920 840 590

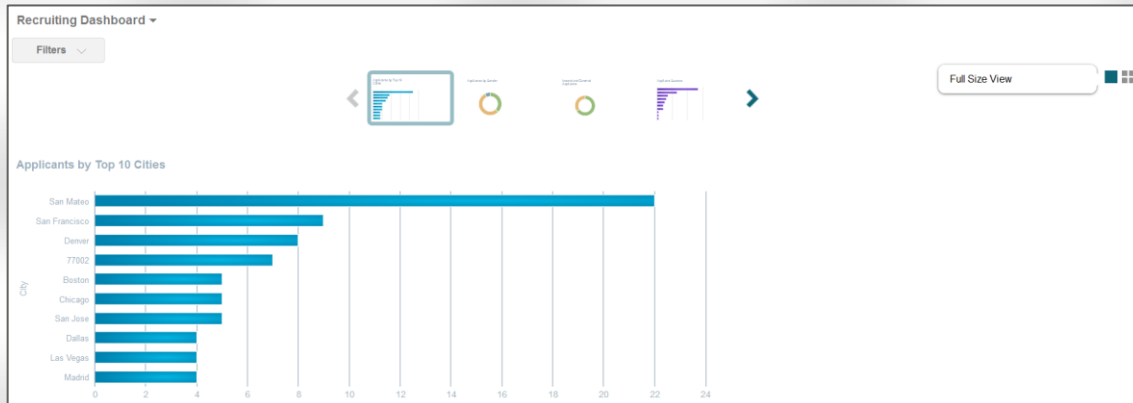
SuccessFactors Recruiting Dashboard:

Easy to use information at your fingertips.

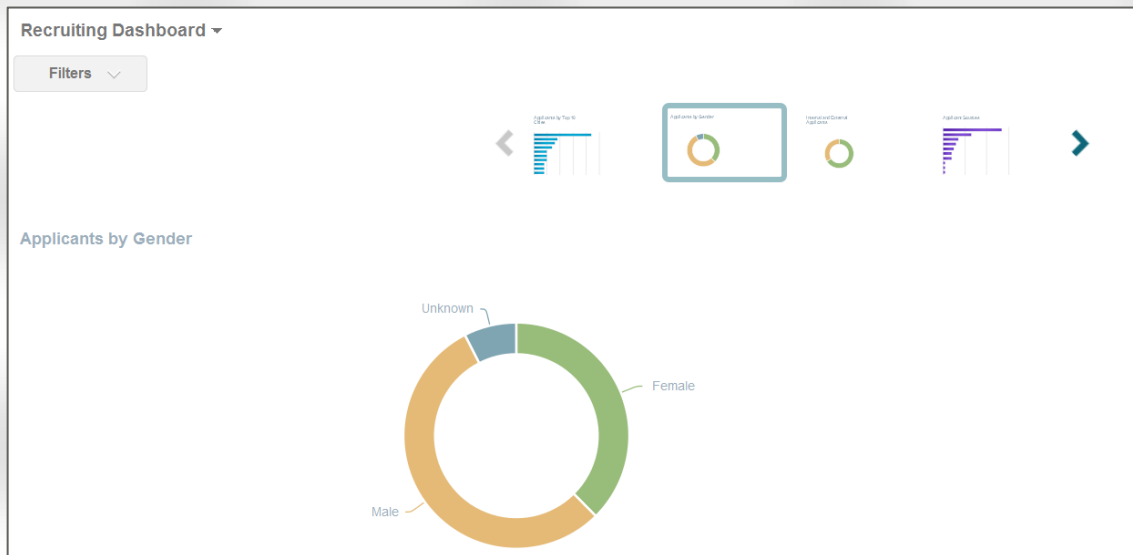


Sample Screenshots

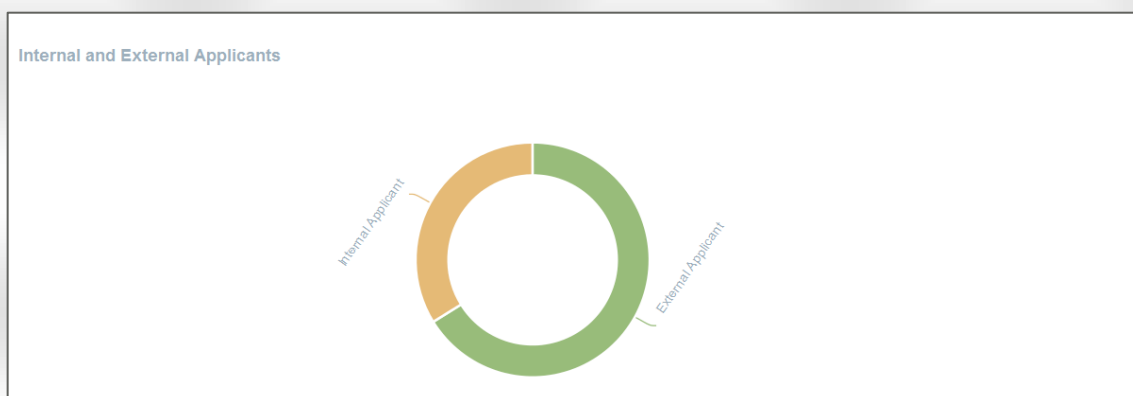
Top 10 cities



Candidates by gender



External vs. internal candidates



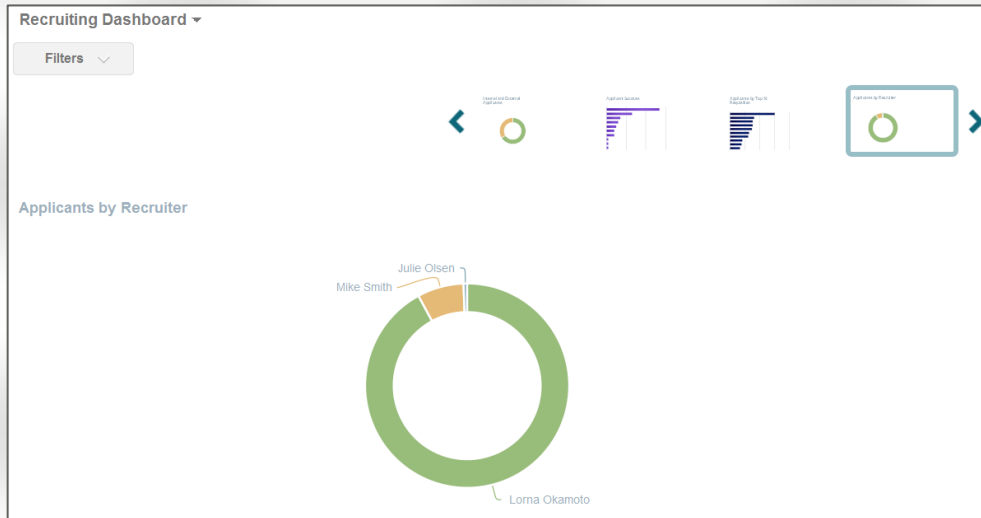
SuccessFactors Recruiting Dashboard:

Easy to use information at your fingertips.

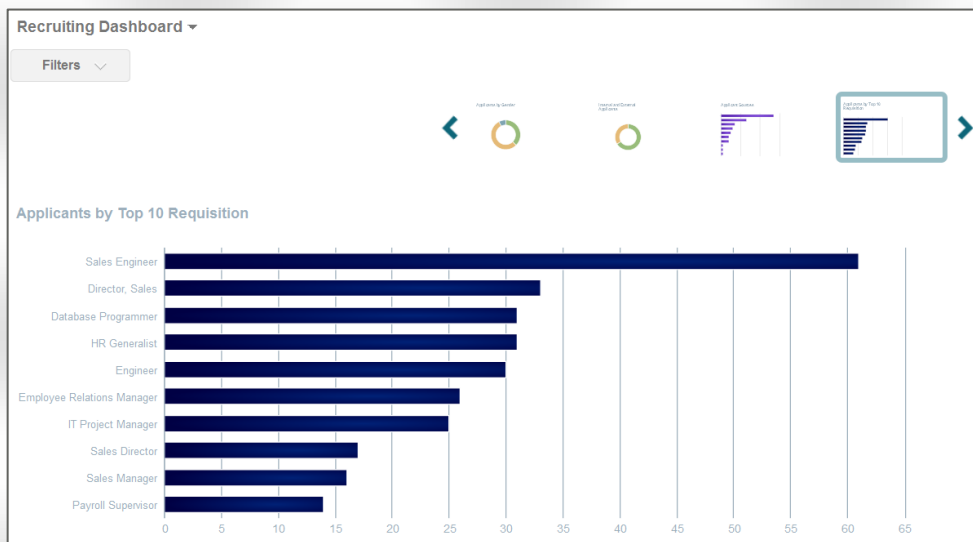


Sample Screenshots

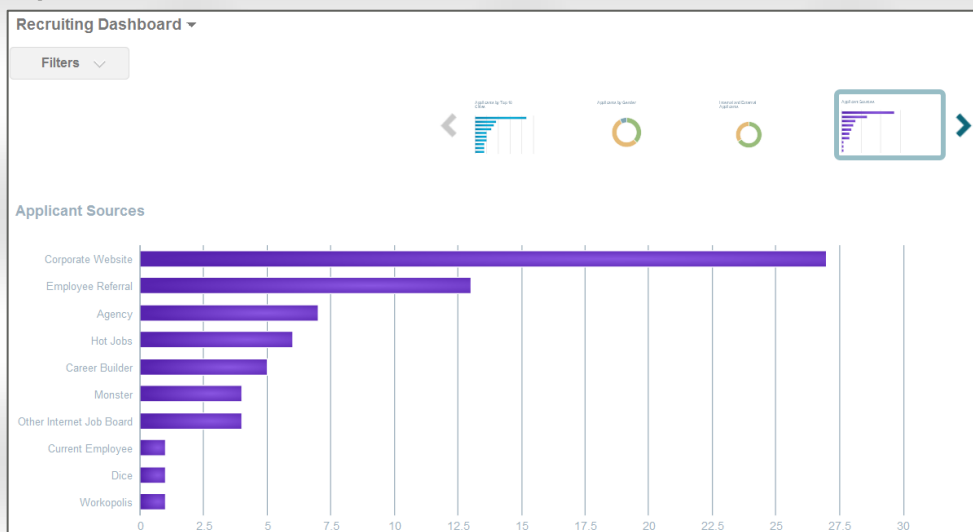
Candidates by recruiter



Top 10 requisitions



Top 10 sources of candidates



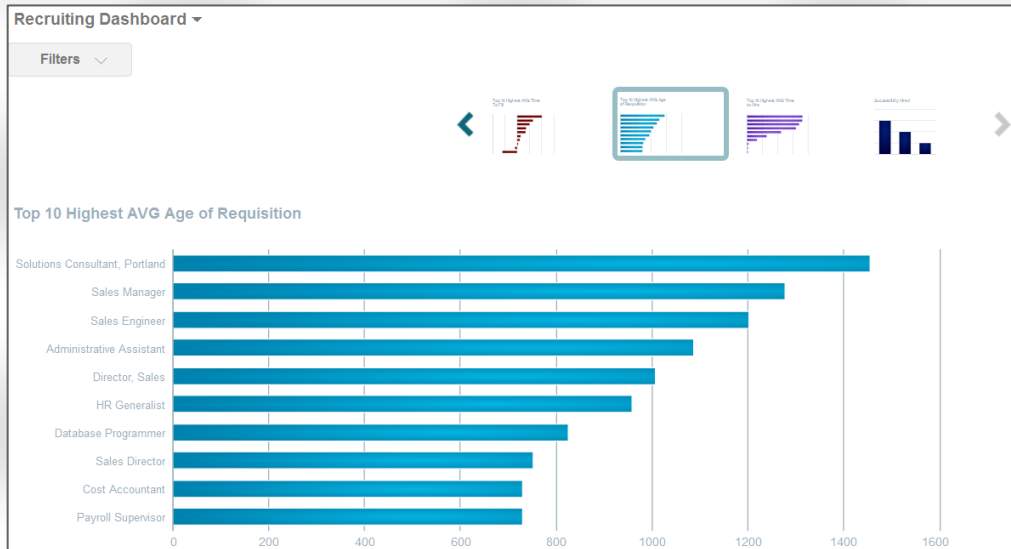
SuccessFactors Recruiting Dashboard:

Easy to use information at your fingertips.

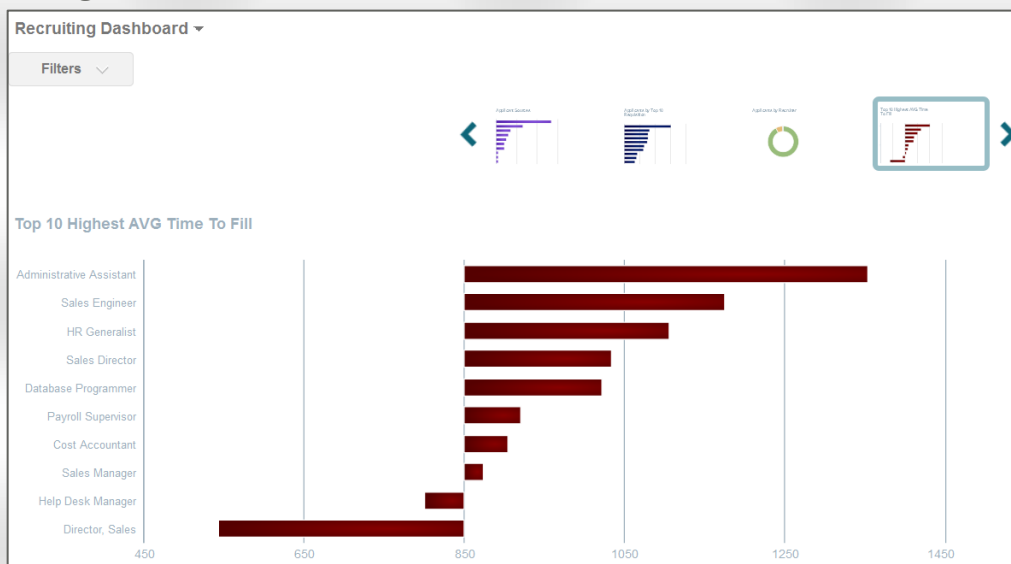


Sample Screenshots

Average age of requisition



Average time to fill



Average time to hire



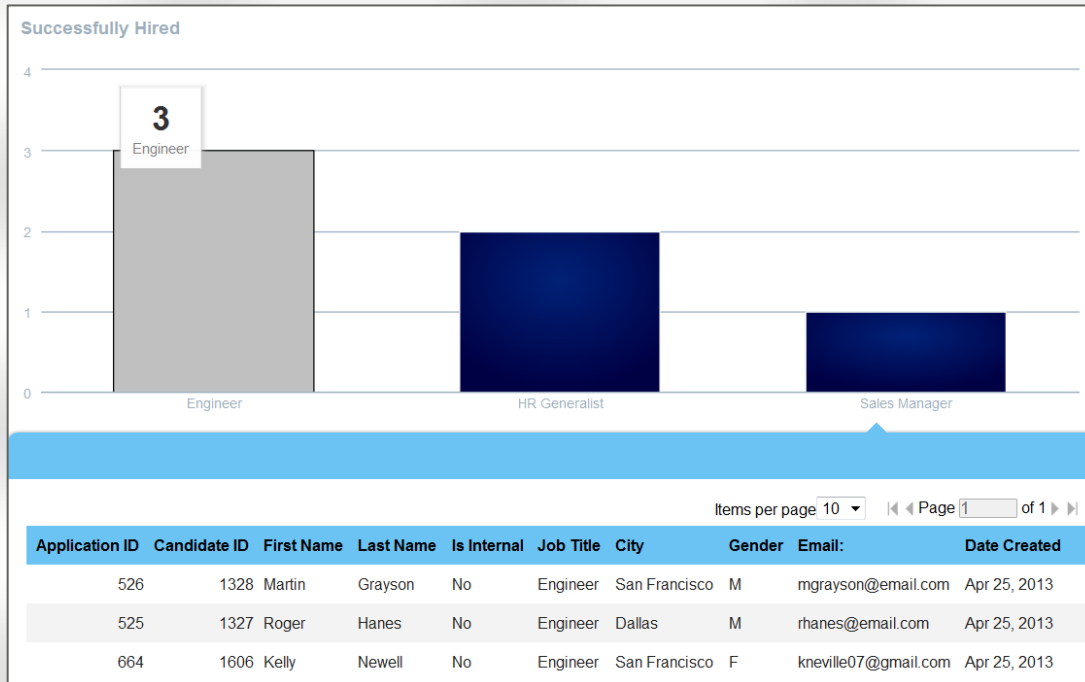
SuccessFactors Recruiting Dashboard:

Easy to use information at your fingertips.



Sample Screenshots

Successful candidates per requisition with drill-down



Filter options

Recruiting Dashboard ▾

Filters ^

Filters | Date Range ^

Year 2015
01/01/2015 - 12/31/2015

Year 2014
01/01/2014 - 12/31/2014

All Time ✓
01/02/1950 - 12/31/2099

Custom Date Range
MM/DD/YYYY ▾ - MM/DD/YYYY ▾

Apply Filters